

Extremely durable and long lasting composite panels



Mobi-Deck™ panels are durable and strong composite panels designed to enhance the mobility of vehicles over unstable grounds. They provide an extremely firm surfacing over soft flat sand, gravel, mud, etc.

Efficient ground protection

Mobi-Deck™ panels provide access and efficient ground protection when used over wet and soft grounds, great traction for medium wheeled vehicles and also protects your turf. Mobi-Deck can handle up to 80 tons.



Multi-purpose reversible surfacing grip design on both sides

Mobi-Deck™ panels' tread pattern surfacing design brings:

- on one side, a corrugated surfacing that provides traction to wheeled vehicle in sand and prevents "spin out" in wet or slippery conditions like landscaping projects and construction sites.
- on the reverse side, a pedestrian/wheelchair friendly non-slip ADA/ABA/AODA access surfacing



ADA /ABA/AODA compliant

Mobi-Deck™ panels' are 5ft x 6ft long (1.53 m x 1.82 m). They can be installed at beach entrance to provide a 5ft or 6ft wide ADA/ABA access for wheelchair users and people with mobility issues.



Durable & Recyclable Panels

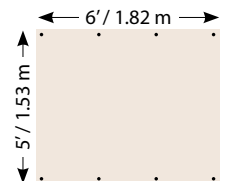
Mobi-Deck™ panels are made of 100% recyclable HDPE plastic are UV and weather resistant and can be used over and over again. Mobi-Deck™ panels are environmentally friendly and sustainable products. They are resilient to absorbing liquids and contaminate, easily washed and certified clean.










Easy installation, maintenance, dismantling, transport & storage

Mobi-Deck® panels are delivered on standard pallets with connectors bags and are easily handled with standard lifting equipment. The panels can be connected in a variety of configurations. Of course, Mobi-Deck can also be used without any connectors on most temporary projects and may be placed adjacent to one another for quick installation.



Product Trademark	Material	Color	Part Number	Roll Dimensions*			Weight
				Width	Length	Surface	
 Mobi-Deck™	 HDPE	 Yellow sand / TAN	187 818	5' 1.53 m	6' 1.82 m	30 sqft 2.78 m ²	86 lbs 39 kg
		 Blue		187 817	5' 1.53 m	6' 1.82 m	30 sqft 2.78 m ²



• Discover our complete range on www.mobi-mat-chair-beach-access-dms.com



■ Pedestrian detour sidewalk



■ Maintenance access surfacing



■ Rollout Vehicle Mobility Mat VMM™

DMS

DESCHAMPS MAT SYSTEMS

218 Little Falls Road, Unit 7
Cedar Grove, NJ 07009, USA
Tel. + 1 973 928 3040
Fax. + 1 973 928 3041

info@mobi-mat-dms.com



DESCHAMPS
SINCE 1860

Usine de Bourisson
BP 40020 - 16400 La Couronne
France
Tel. + 33 (0) 545 677 030
Fax. + 33 (0) 545 678 160
deschamps@deschamps.fr

