



*Scan and watch
the video*

INTRODUCTION

This manual covers the use of the hammer and the staples/spikes puller on our Mobi-mat®.

It is compulsory to read this instruction manual before starting any kind of action.

The manufacturer shall not be held responsible for any improper uses other than those described herein.



Misuse:

- This product should only be used as described in this documentation; any other use is considered improper.
- The manufacturer accepts no responsibility for any damage caused by the incorrect or unreasonable use of the equipment.
- Moreover, misuse shall also void the warranty.



Take care of your tools:

- Be sure to store your tools in a clean state.
- Place the tools inside their original package.

COMPONENTS

1 x staples/spikes puller - ref. 301098

1 x anchoring aid hammer - ref. 301099

USE

The hammer is used to anchor the staples and the spikes.
It also makes the extractor easier to use.

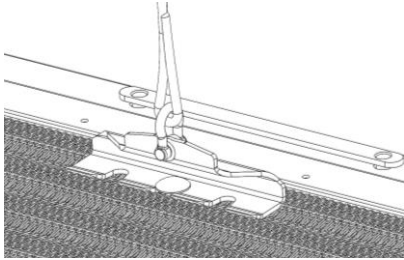
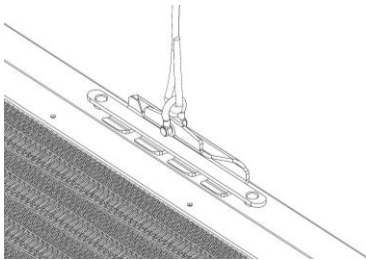
The puller is used to retrieve the staples and the spikes from the Mobi-mat®.

Mobi-tool™ weight: 2.2kg (4.85lbs)

OPERATING MODE – Staples and spikes removal

Put the extraction hook below staples or spikes' heads.

If necessary, use the hammer to do it.


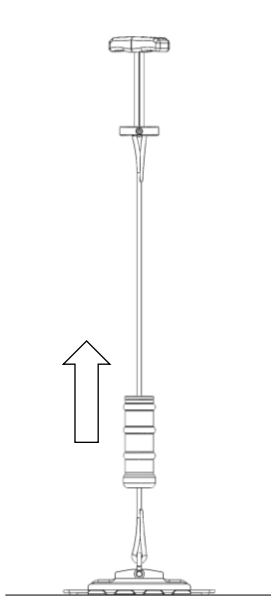


Tighten the staples/spikes puller with one hand by pulling the handle upwards.

With the other hand, grab the flyweight and move it back and forth to hit the stop washer.



Watch your hands and make sure they do not go beyond the end of the handle!



Repeat the movement until complete retrieval of the staple/spike